

SPESIFIKASI (SPECIFICATION)

SPESIFIKASI / SPECIFICATION		MODEL & TIPE		SINGLE CABIN		DOUBLE CABIN	
		2.0 Gasoline M/T		2.4 Diesel M/T		2.4L E 4X4 M/T	
DIMENSION & WEIGHT / DIMENSI & BERAT							
Keseluruhan / Overall	Panjang / Length	mm	4.930		5.260	5.290	5.330
	Lebar / Width	mm	1.800		1.800	1.855	
	Tinggi / Height	mm	1.685		1.795		1.815
Jarak Poros Roda / Wheelbase	Depan / Front	mm	2.750			3.085	
	Belakang / Rear	mm	1.510		1.500	1.535	
Jarak Pijak / Tread	Depan / Front	mm	1.510		1.510	1.550	
	Belakang / Rear	mm	1.980		2.350		1.525
Ukuran Dek / Deck Size	Lebar / Width	mm		1.575		1.540	
	Tinggi / Height	mm			480		
Berat Kosong / Curb Weight		kg	1.538	1.623	2.010	2.005	2.010
GVW		kg	2.640	2.720	2.850		2.910
ENGINE / MESIN							
Tipe Mesin / Engine Type		TTR-FE, 4 Cylinders, In Line 16-Valve DOHC Dual VVT-i		2 GD-FTV, 4 Cylinders, In Line 16-Valve DOHC with VNT Intercooler			
Bore X Stroke		mm	86.0 X 86.0		92 x 90		
Isi Silinder / Displacement		cc	1.998		2.393		
Maximum Power		ps / rpm	139/5.600		149.6/3.400		
Maximum Torque		kgm / rpm	18.7/4.000		35/1.600-2.000		
Fuel	Engine / Torque	kgm / rpm	18.7/4.000		40.8/1.600-2.000		
	System		Fuel Injection		Fuel Injection w/ Common Rail		
	Tank capacity	ltr	65		80		
Type		Gasoline		Diesel			
CHASSIS AND DRIVE TRAIN							
Sistem Kendali / Drive System		Type	2WD		4WD (PART TIME) WITH REAR DIFFERENTIAL LOCK		
Transmisi / Transmission			5 Speed Manual		6 Speed Manual		6 Speed Automatic with Sport Sequential Shiftmatic
Perbandingan Gigi / Gear ratio	1 st		4.313		4.784		3.600
	2 nd		2.330		2.423		2.090
	3 rd		1.436		1.443		1.488
	4 th		1.000		1.000		1.000
	5 th		0.838		0.777		0.687
	6 th				0.643		0.580
	Reserve		4.220		4.056		3.732
Differential Gear Ratio		4.555		3.583		4.100	
Suspensi / Suspension		Depan / Front					Double Wishbone
		Belakang / Rear					Leaf Spring Rigid Axle
Sistem Kemudi / Steering Gear		Depan / Front					Rack & Pinion
		Belakang / Rear					16" Ventilated Disc
Sistem Rem / Brake System		Depan / Front					Leading Trailing Drum
		Belakang / Rear					
Velg dan Roda / Tire & Wheels			205/70 R15 Steel		225/70 R17C Steel	265/65 R17 Steel	265/65 R17 Alloy
Roda Cadangan / Spare Tire			205/70 R15 Steel		225/70 R17C Steel	265/65 R17 Steel	265/65 R17 Steel
SAFETY							
ABS & EBD			With				With +BA, VSC, TSC, HAC
SRS Airbag			Front D+P, D-Knee				Front D+P, D-Knee, Side, CSA

* Untuk peningkatan mutu dan penyesuaian dengan perkembangan teknologi, PT Toyota-Astra Motor sewaktu-waktu dapat mengubah spesifikasi, perlengkapan standar atau data lain dalam lembar spesifikasi ini / PT Toyota-Astra Motor reserves the right to alter any details of specifications and equipments without prior notice.

* Spesifikasi dan kelengkapan dapat berbeda dengan gambar di brosur ini, tergantung model kendaraan / Details and specifications may differ from the picture shown, depending on models.

COLOR OPTION (PILIHAN WARNA)


GRATIS BIAYA JASA **5% SERVIS BERKALA KE-6**
 Maksimum 4 tahun/50.000 km, termasuk Diya, Ellos & Lino Sedan
 Diutamakan warranty 30 bulan/100.000 km
 Muka yang terdapat lebih dahulu
 Beresiko di seluruh jaringan bengkel resmi Toyota

Authorized Toyota Dealer:



HILUX



4V Type Double Cabin 2.4L 4x4 A/T

Cetakan III / 07 / 2019

V DOUBLE CABIN



V Type Double Cabin 2.4L 4x4 A/T

V & G TYPES



(V Type Double Cabin)

New Drive Mode System
Eco • Normal • Power Mode
Eco Mode helps optimize fuel efficiency to cruise in comfort. Power Mode maximizes engine response for enhanced acceleration.



NEW SUPER GO ENGINE

NEW GD Engine • Diesel
Raising the bar with greater power. More efficient and extra quiet.
(V, G & E Type Double Cabin, Single Cabin DSL 4x4)

SINGLE CABIN GASOLINE



Single Cabin 2.0 Gasoline M/T Type

V Type Double Cabin 2.4L 4x4 A/T
(Specifications may vary)



(V Type Double Cabin)

6 Speed Automatic with Sport Sequential Shiftmatic
The 6-speed automatic transmission generates smooth driving feel and excellent driving performance.



(V Type Double Cabin)

Advanced Information & Entertainment System
For superb entertainment on the move, Toyota HILUX offers 6.1" Touchscreen AVX, DVD CD, USB, AUX, AM/FM, SD Card & iPod Ready with Bluetooth.



(V Type Double Cabin)

Leather Steering Wheel with Steering Switch
Steering wheel designed for excellent operability. Incorporating control switches for audio, telephone, VR and MID.



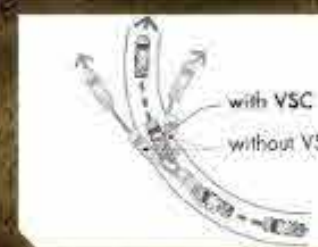
(V Type Double Cabin)

Luxurious Leather Seat
Dedicated to the essence of luxury that makes every passenger enjoy and feel comfort during the journey.



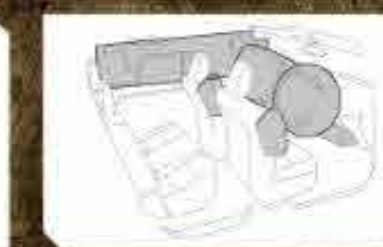
(V Type Double Cabin)

4.2" Color TFT Multi-Information Display
High definition color display is highly legible and provides essential information.



(V Type Double Cabin)

Vehicle Stability Control (VSC)
Enhance driving stability while speeds up on slippery road or cornering.
(V Type Double Cabin)



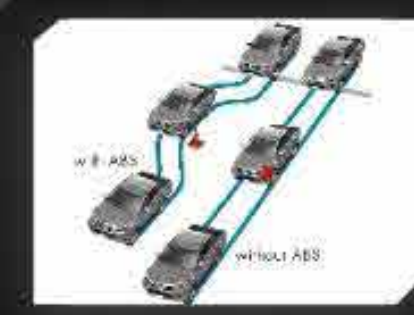
(V Type Double Cabin)

Front Driver Airbags + Passenger Airbags, Driver Knee Airbag, Curtain Shield Airbags (CSA), Side Airbags (SA)
The airbags will inflate to protect the driver's and front passenger's head and all body parts in the event of a frontal collision.
(V Type Double Cabin)



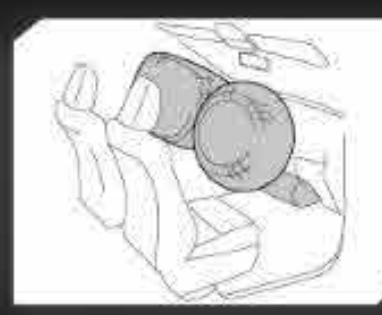
(V Type Double Cabin)

Hill Start Assist Control (HAC)
Helps prevent vehicles from rolling backwards and assists when it starting off and steep the uphill.
(V Type Double Cabin)



(All Type)

Anti-lock Braking System (ABS) & Electronic Brake-force Distribution (EBD)
Prevent wheel lock-up during sudden braking, ensuring vehicle stability to maneuver when the obstacles come.
(All Type)



(All Type)

Front Driver Airbags + Passenger Airbags, Driver Knee Airbags
The airbags will inflate to protect the driver's and front passenger's head and all body parts in the event of a frontal collision.
(E, E Type Double Cabin, Single Cabin DSL 4x4 & Single Cabin Diesel; Single Cabin Gasoline)



(All Type)

Dual VVT-i
A powerful but fuel efficiency engine that give exhilarating driving experience in every journey.



(Single Cabin Gasoline)

Eco Lamp Indicator
The Eco Lamp Indicator helps you to get more miles out of each tank of gas and drive more efficiently.
(All Type)





DOUBLE CABIN



E Type Double Cabin 2.4L 4x4 M/T

E TYPE DOUBLE CABIN

NEW

SINGLE CABIN DSL 4x4



E Type Double Cabin 2.4L 4x4 M/T (Specifications may vary)



Single Cabin DSL 4x4



NEW SUPER GD ENGINE
NEW GD Engine • Diesel
Raising the bar with greater power.
More efficient and extra quiet.
IV, G, E Type Double Cabin; Single Cabin DSL 4x4



Easy 4x4 Switch
Significantly enhancing operability and convenience with the new dial type switch (V, G, E Type Double Cabin; Single Cabin DSL 4x4)



Anti-lock Braking System (ABS) & Electronic Brake-force Distribution (EBD)
Prevent wheel lock-up during sudden braking, ensuring vehicle stability to maneuver when the obstacles come (All Type)



Tilt & Telescopic Steering Column
Allows you to adjust the steering wheel to your desired and comfortable driving position (V, G, E Type Double Cabin)



Rear Differential Lock System
The system helps secure traction when driving in muddy terrain or in the unlikely situation when the vehicle is stuck (V, G, E Type Double Cabin; Single Cabin DSL 4x4)



Audio System
For superb entertainment on the move, Toyota HILUX offers 2 DIN CD, AUX, USB, AM/FM & iPod Ready



Easy 4x4 Switch
Significantly enhancing operability and convenience with the new dial type switch (V, G, E Type Double Cabin; Single Cabin DSL 4x4)



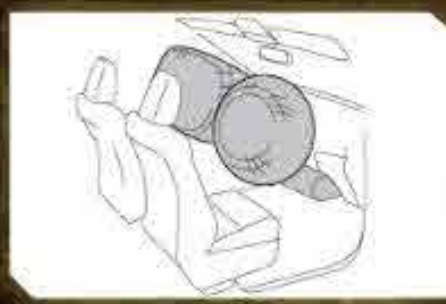
Eco Lamp Indicator
The Eco Lamp Indicator helps you to get more miles out of each tank of gas and drive more efficiently (All Type)



Rear Differential Lock System
The system helps secure traction when driving in muddy terrain or in the unlikely situation when the vehicle is stuck (V, G, E Type Double Cabin; Single Cabin DSL 4x4)



Anti-lock Braking System (ABS) & Electronic Brake-force Distribution (EBD)
Prevent wheel lock-up during sudden braking, ensuring vehicle stability to maneuver when the obstacles come (All Type)



Front Driver Airbags + Passenger Airbags, Driver Knee Airbag
The airbags will inflate to protect the driver's and front passenger's head and all body parts in the event of a frontal collision (G, E Type Double Cabin; Single Cabin DSL 4x2 & Single Cabin DSL 4x4 type; Single Cabin Gasoline)



Air Conditioner
The Air Conditioner that will make your journey more comfortable. (V, G, E Type Double Cabin; Single Cabin DSL 4x4 type)

SINGLE CABIN DIESEL



Single Cabin 2.5 Diesel M/T Type

Single Cabin 2.5L Diesel M/T Type



New 2GD Engine
A high performance engine with fuel efficient that gives driving experience in every journey

G DOUBLE CABIN



G Type Double Cabin 2.4L 4x4 M/T

DOUBLE CABIN



G Type Double Cabin 2.4L 4x4 M/T (Specifications may vary)



(Single Cabin Gasoline)

Eco Lamp Indicator
The Eco Lamp Indicator helps you to get more miles out of each tank of gas and drive more efficiently (All Type)



Anti-lock Braking System (ABS) & Electronic Brake-force Distribution (EBD)
Prevent wheel lock-up during sudden braking, ensuring vehicle stability to maneuver when the obstacles come (All Type)



Front Driver Airbags + Passenger Airbags, Driver Knee Airbags
The airbags will inflate to protect the driver's and front passenger's head and all body parts in the event of a frontal collision (G, E Type Double Cabin; Single Cabin DSL 4x4 & Single Cabin Diesel; Single Cabin Gasoline)



(G Type Double Cabin)

Steering Switch (Audio, Telephone, VR, MID)
Steering wheel designed for excellent operability, incorporating control switches for audio, telephone, VR and MID



(G Type Double Cabin)

Tough Look 17" Alloy Wheel
The new wheel design enhances the tough overall look of the new HILUX (G Type Double Cabin)



(G Type Double Cabin)

Audio System
For superb entertainment on the move, Toyota HILUX offers 2 DIN CD, AUX, USB, AM/FM & iPod Ready with Bluetooth



Anti-lock Braking System (ABS) & Electronic Brake-force Distribution (EBD)
Prevent wheel lock-up during sudden braking, ensuring vehicle stability to maneuver when the obstacles come (All Type)